


é er ez

1 Nomme le dessin et colorie-le si tu entends "é"



2 Entoure la lettre é

é è ê é ù é è é ê é à è é û é à é
é e à è é à ù à é è e é e à ô

3 Repère la place du son « é » et fais une croix dans la case.

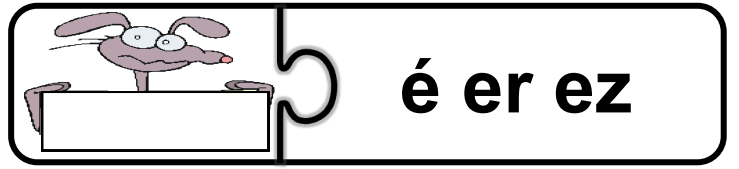
Each illustration is followed by a box divided into two or three sections for marking the sound.

4 Entoure les dessins, selon le cas.


5 Ecris la lettre manquante qui correspond au premier son entendu :









é r m a

rosoir cureuil obe chelle oto



6 Colorie la syllabe que tu entends.



 x	mé le lé	 x	ré re ru	 x	li ré lé	 x	pu pé pi
 x	pé pi pa	 x	li té pé	 x	mi me mé	 x	pé lé té

7 Écris la syllabe qui manque.



é
lé
pé




_____lican



_____lan



té_____phone



_____ponge

8 Colorie les étiquettes, selon le cas.



er ▷ rouge
ez ▷ bleu
é ▷ vert

gagner	nez	purée	coller
été	garder	mangez	parler

9 Recopie les mots avec les syllabes dans l'ordre pour former les mots.



ra



pluie

pa

ja

py



ma

te

pi



ra
